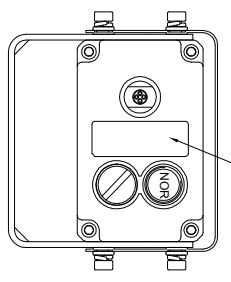
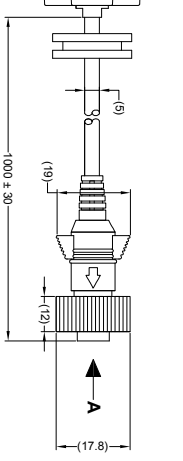
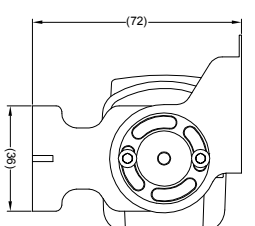
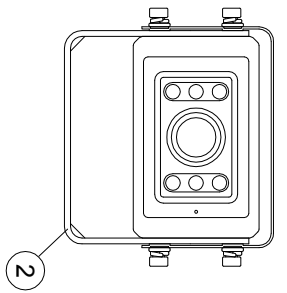
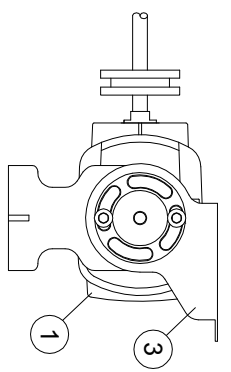
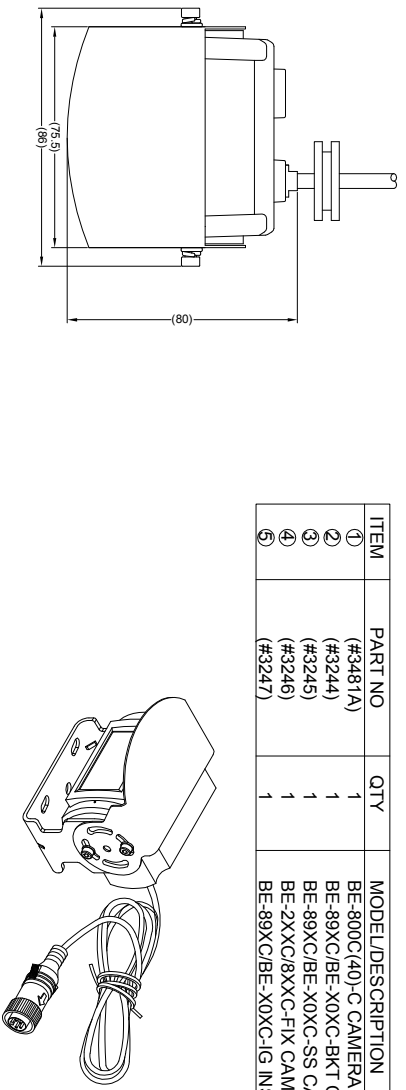
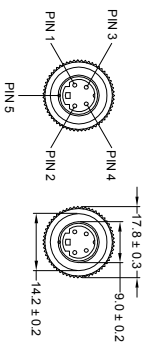


ITEM	PART NO	QTY	MODEL/DESCRIPTION
①	(#3481A)	1	BE-800C(40)-C CAMERA ONLY
②	(#3244)	1	BE-89XC/BE-X0XC-BKT CAMERA BRACKET
③	(#3245)	1	BE-89XC/BE-X0XC-SS CAMERA SUNSHIELD
④	(#3246)	1	BE-2XXC/8XXC-FIX CAMERA FIXING PACK
⑤	(#3247)	1	BE-89XC/BE-X0XC-IG INSTALLATION GUIDE (NOT SHOWN)



VIEW A



4 PIN MINI DIN MALE MATING FACE

PIN #	WIRE COLOUR	DESCRIPTION
1	YELLOW	VIDEO
2	RED	+12V
3	BLUE	N.C
4	WHITE	AUDIO
5	BLACKSHIELD	GND

- NOTES:**
1. REFER TO "PRODUCT SPECIFICATION" FOR MORE DETAILS.
 2. REFER TO COMPONENT DRAWINGS FOR COMPONENT DETAILS.
 3. ENSURE SELF-AMALGAMATING TAPE IS USED DURING INSTALLATION.
 4. ANY CUSTOMER MODIFICATION OF THIS PRODUCT CAUSING SUBSEQUENT FAILURE IS NOT A LIABILITY OF BRIGADE ELECTRONICS PLC.

PROPRIETARY NOTICE
 THIS DESIGN AND TECHNICAL INFORMATION APPEARING ON THIS DRAWING IS THE PROPERTY OF BRIGADE ELECTRONICS, AND IS DISCLOSED IN CONFIDENCE. IT IS NOT TO BE COPIED, REPRODUCED, REVEALED TO OR EXPLOITED BY OTHERS, EITHER IN WHOLE OR IN PART WITHOUT THE EXPRESS WRITTEN CONSENT OF BRIGADE ELECTRONICS.

Assembly Pl Approval		Approved by DKERAL		Checked by JNEWMAN		Drawn by MBUTLER	
Angle of Projection Third Angle		Units mm	Scale N/A	Released 29/09/10	Assembly Ref ECC-72H		
Status RELEASED		Part No #15598					
www.brigade-electronics.com		BE-800C(40)					
BRIGADE®		BE-001260-01-10					